

Note: These colors are not related to the alignment colors.

Transitions and tapers to be determined once bridge cross-section is determined.

92'

80'

68'

53'

31'

EXISTING SELLWOOD BRIDGE

WILLAMETTE RIVER

SE Oaks Park Way

SE Grand Avenue


SE 6th Avenue

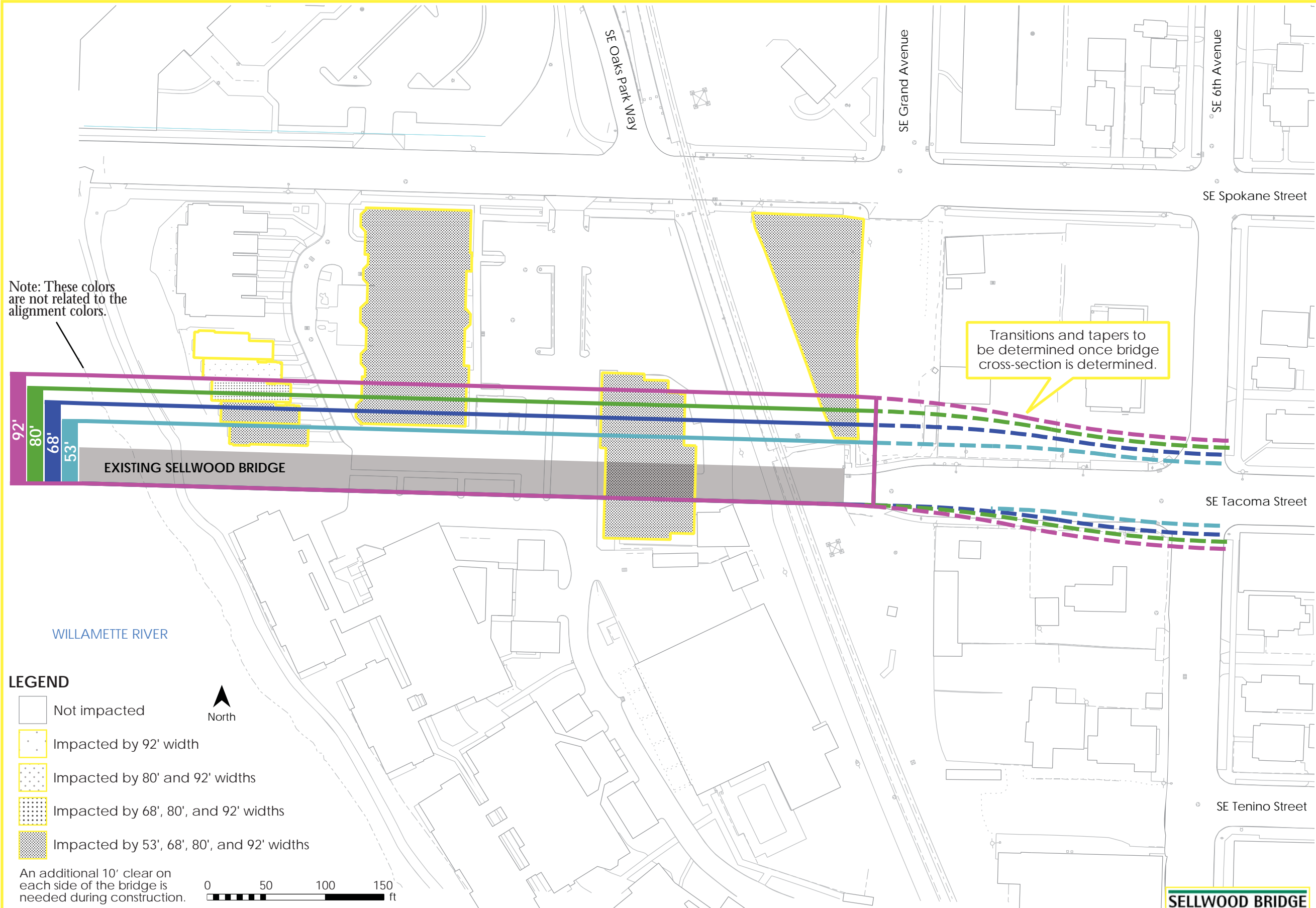
SE Spokane Street

SE Tacoma Street

SE Tenino Street

Eastside Impacts
Yellow Alignment Footprint—Existing Bridge Rehabilitation/New Bridge





Note: These colors are not related to the alignment colors.

Transitions and tapers to be determined once bridge cross-section is determined.

92'
80'
68'
53'


EXISTING SELLWOOD BRIDGE

WILLAMETTE RIVER


LEGEND

- Not impacted
- Impacted by 92' width
- Impacted by 80' and 92' widths
- Impacted by 68', 80', and 92' widths
- Impacted by 53', 68', 80', and 92' widths

An additional 10' clear on each side of the bridge is needed during construction.



**Eastside Impacts
Yellow Alignment Footprint—Widening to the North Only**



Note: These colors are not related to the alignment colors.



Transitions and tapers to be determined once bridge cross-section is determined.

Yellow Alignment Footprint—Widening to the South Only

